



**TRX 10900 R**  
**TRG 10900 R**



*Our aim is the same as always:  
to make the most beautiful tractor in world!*

A handwritten signature in black ink, which appears to be 'Antonio Carraro', written in a cursive style.

# When I was a child...

i was so excited every time I saw a tractor. My grandfather owned an Antonio Carraro and watching it, I dreamed of having one, too. When I was only a child I daydreamed about the future of my life: the only certainty was that i would not have had a boring existence. I imagined an interesting job, my own family. A nice home, a car.

Maybe a motorcycle and a tractor. One day I opened my heart and bought an Antonio Carraro. I owed it to myself...and to my grandfather.



*TIGRE*



ERGIT

# TRX



# R SERIES

The ultimate specialists

There are farmers who work in extreme situations: inaccessible hillsides, rough terrain, narrow orchard rows, sweltering greenhouses. And the TRX and TRG are their ideal tractor.



In over 100 years of activity, Antonio Carraro has developed vehicles for specialised agriculture that have radically changed the working methods used in orchards and on hillsides.

Right from its launch, the Ergit 100 Series represented a new concept of tractor, designed specifically for farmers working in extreme conditions. It combines high-level performance with a functional design, all contained within compact dimensions. With the R series, Antonio Carraro takes another leap forward, updating its engines to the highest technological standards, while also improving the comfort of the driving position and the ergonomic design of the controls, bringing them up to the level of an open field tractor. All this while maintaining the compact dimensions that characterise the range and the tough good looks typical of this thoroughbred Italian marque.



# TRG





# TRX and TRG:

## true all-rounders

The TRX and TRG are multi-purpose specialised tractors ideal for open field or row crop applications, in orchards and vineyards, on level ground or slopes. The TRX is an isodiametric tractor, a custom-made specialist. The TRG has larger rear wheels and is the most powerful model in the R Series. Both tractors are extraordinarily agile as a result of their very small turning radius. Thanks to the constant, ground-hugging grip ensured by the overhung engine and four-wheel drive, the TRX and TRG are stable in all situations.

The reversible driving position makes both these tractors extraordinarily versatile, enabling a whole new approach to working procedures and allowing the use of a wide range of implements for ploughing, spraying, harvesting, towing, green keeping, forestry and construction site work. Ergonomic controls, combined with the reversible driving position, greatly simplify operation, reducing operator stress and fatigue to a minimum.





## **MULTIFUNCTIONALITY: multiple machines in one**

The TRX and TRG are designed to be multifunctional: although highly specialised tractors, the possibility to easily change the track width and the operating configuration make them adaptable to all working environments. The integrated lift/Pto/hydraulic system means that various types of implement can be attached to the front or rear 3-point linkage. Plough, cultivator, fork-lift, inter-row pruner, shovel, side arm cutter, snow blower, grass cutter, trailer, sprayer, shredder— these are just a few of the implements that can be used with the TRX and TRG.

A wide choice of tyre sets, each with its own tread pattern, makes these tractors adaptable to all types of terrain. Dimensions and clearances are ideally suited to working in the most confined spaces.








# ACTIO™ :

## the exclusive chassis by Antonio Carraro


**ACTIO™**, the AC Full Chassis with Oscillation, consisting of a solid cast-iron frame fixed to the axles and housing the tractor transmission, has a central pivot allowing longitudinal oscillation of up to 15 degrees. The two halves of the tractor follow the contour of the terrain independently, assuring stability and traction at all times. The constant grip of the tyres ensures all the engine power is transferred to the ground, increasing performance and safety. With the ACTIO™ chassis, the engine overhangs the frame to achieve a low centre of gravity and a weight distribution of 60% on the front axle and 40% on the rear. However, when an implement is attached to the rear linkage, the weight is distributed equally, with 50% on each axle.



TRADITIONAL TRACTOR



AC TRACTOR



### PLUS

- + **Stability:** low centre of gravity and four-wheel drive
- + **Safety:** peace of mind in all operating conditions
- + **Comfort:** driving position centred over chassis pivot point
- + **Manoeuvrability:** reduced turning radius
- + **Grip:** equal weight distribution
- + **Traction:** four driven wheels always firmly in contact with the ground





## RGS™ : the two-ended tractor

RGS™ (Rev-Guide System) is the AC reversible driving system on a rotating turret; it allows you to invert the driving direction in just a few seconds for efficient operation with rear or front mounted implements. The operator simply turns the seat/steering wheel/dash/pedal assembly through 180° to obtain a new driving position.

If the tractor is equipped with a joystick, all the auxiliary controls remain in an ergonomic position. The RGS™ system is an integral part of the tractor's multifunctional character, simplifying use and improving operating precision and quality.





## PLUS

- + **Comfort:** simple and intuitive RGS™ system, with dual controls
- + **Implement visibility:** driving position located in the centre of the tractor in all situations
- + **Versatility:** greater productivity



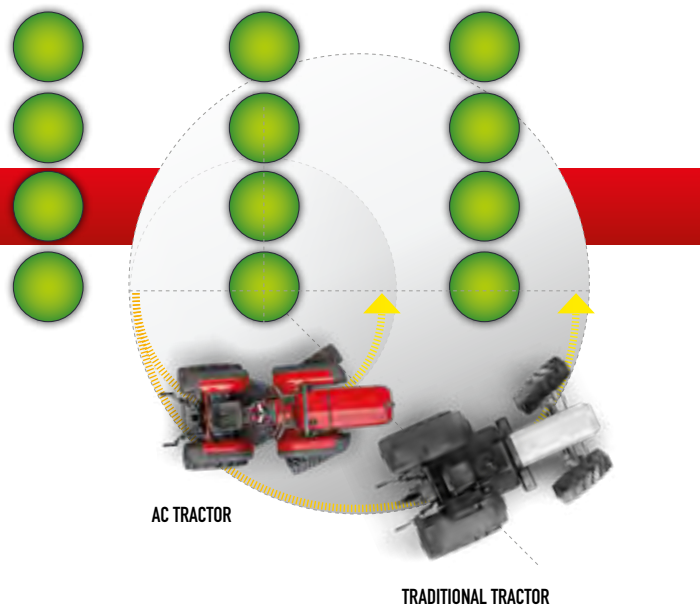


**STEERING:**  
precise and tight

AGILITY PRECISION SPEED

The short wheelbase and tight steering radius make the tractor extremely agile in crop rows. To further reduce the turning radius, the steering brakes can be utilized, while accentuating the effect of the steering thanks to the double-acting constant velocity joints. The front wheel on the inside of the curve naturally increases the steering angle without the vehicle being allowed to stick.

The smooth and sensitive hydroguide steering wheel assures precise maneuvering on steep slopes, in crossways movements, in narrow paths, among crop rows and in car parks. The hydraulic system of the hydroguide uses the Load Sensing system to obtain a constant flow of manoeuvrability independent of steering speed.








# SAFETY:

## full compliance with the Mother Regulation

From January 2018, a new standard, known as the "Mother Regulation", has unified all the structural and construction criteria for every tractor produced in Europe. Antonio Carraro has taken this opportunity to enhance the new R series with numerous additional features designed to guarantee the safety of the operator and also to improve comfort and the user experience.

These features include an improved roll-bar, which can now be raised and folded without the aid of any tools, and the addition of two new rear-view mirrors (one per side), positioned in line with the roll-over protection structure. The controls are now colour coded according to function: red to shut off the engine, orange for driving and parking, yellow for the power take-off and dark colours for the hydraulic system and linkage.



AC TRACTOR

TRADITIONAL TRACTOR





Safety, however, is always top priority for AC: low centre of gravity, constant traction, stability, efficient braking, protection of the driving position — these are some of the so-called “active” safety features. These are combined with “passive” safety elements, such as the quality of the components, the design, the choice of environment-friendly engines.

The braking system, comprised of four oil-immersed disc brakes with hydraulic control, requires no adjustment and guarantees a modulated braking action even stopping suddenly. Thanks to the high standards reached, the tractor is type-approved for a maximum speed of 40 km/h.

The electrohydraulic differential locks, rear or simultaneous on both axles, prevent wheel slip to maintain traction at all times. Cab and roll-bar are designed and tested to protect the operator in the event of the tractor overturning.

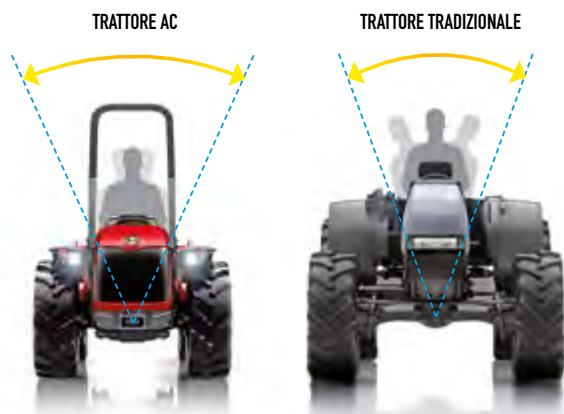




# COMFORT:

the equal of an open field tractor

From the streamlined, nimble styling to the easily accessible driving position, where we find re-imagined controls, storage compartments and a comfortable seat with mechanical or air suspension: everything on the R series is designed to ensure maximum comfort for the operator, who can now enjoy a driving position equivalent to that of a large open field tractor.





The on-board instrumentation is elegant, convenient and user-friendly: backlit anti-glare screen for night working, on-off information system, digital tachometer and PTO rev counter, and pushbutton electro-hydraulic controls. The lighting system, incorporated in the mudguards, features parabolic reflector units for a longer view of the track ahead, the implement and the surrounding area. Servicing is quick and easy thanks to the fully-opening bonnet and easily removable engine compartment side panels and battery cover.



### **Longer platform**

The result of a major innovation and design process, the driving position of the new R Series is simply fantastic.

The platform is the product of in-depth research into the working conditions of the specialised agricultural operator. The dimensions of the platform have been increased so as to make it easier to work with the reversed driving position, and the transmission tunnel has been lowered to give more legroom. The longer wheelbase, a natural consequence of the longer platform, improves driving comfort while reducing pitching movements during road transfer and increasing stability on slopes.

Special care has gone into the choice of materials to reduce vibration to minimum and increase acoustic and thermal insulation of the driving position, while also isolating it from the transmission. The silent block platform mountings have been enlarged to ensure they continue to perform well over time.

## Bonnet dimensions unchanged

A meticulous engineering study has enabled us to install the larger Stage 3B engines in the same space as the previous propulsion units. The dimensions of the bonnet are unchanged, making the vehicle easy to operate in confined areas while maintaining good forward visibility.

The engine compartment is easy to inspect thanks to the wide opening bonnet. The cooling pack hinges outwards to facilitate engine maintenance. For applications where the front grille frequently gets blocked with debris (such as haymaking, flail mowing or defoliation), the ACS (Automatic Cleaning System) reversible flow fan is available.



\*optional





## New controls layout

The controls and, in particular, the levers have undergone an extensive ergonomic design process to improve operating efficiency.

The optional e-Drive transmission eliminates the shuttle and range control levers from the central transmission tunnel, thereby further improving operator comfort. The pedals have been made larger and shaped to make them easier to use with safety footwear.

## Steering turret and dashboard

The result of in-depth research into operator posture, the dashboard is tapered and shaped to leave plenty of room for the drivers knees and to avoid restricting the legs when working on rough terrain or slopes. The fuse compartment, diagnostics socket and brake fluid reservoir are all located on the top of the dashboard. The battery disconnect switch, integrated and well-protected, is always within easy reach.

We have also positioned the Cruise control switches around the multifunction panel; with these you can set and call up two engine speeds, which, depending on the gear engaged, correspond to two specific travel speeds. We also find the buttons for disengaging four-wheel drive and for activating the power take-off.

The multifunction panel is comprised of a central display that communicates with the engine via the Can bus, providing information on speed, fuel consumption, diagnostics and other parameters.

## Seat

The tilt-adjustable steering wheel is complemented by the comfortable, reversible seat. Equipped with retractable seat belts, it is also available in a pneumatic version, with continuous adjustment of height and driver weight between 50 and 130 kg.

Both the folding roll bar and cabbed versions are equipped with a number of useful storage compartments for your phone, keys and other items.





# TRACTOR AND IMPLEMENT:

## technology in harmony

The three-point linkage, hydraulic system and power take-off are all devised to meet the requirements of a wide range of implements and have been re-designed to increase operator comfort and reduce working stress.

The rear lift is a single unit with vertical cylinders, equipped with a dedicated pump and hydraulic system; available also in an electronic version, it allows the implement to follow the contours of the terrain without bumps and jolts. The top link, with manual or hydraulic adjustment, has been improved with an increased extension. At the rear of the tractor we find a 7-pole trailer socket and a 3-pole socket.

The front lift (optional) provides the possibility for combined operations using front and rear implements, but does not alter the profile of the bonnet when not in use.





**LIFTING WITH POSITION AND DRAFT CONTROL**

Mixed control device.



**CONTROL TO KEEP PTO RUNNING**

This control keeps the PTO engaged and running even when the operator leaves the seat.



**POWER TAKE-OFF**

PTO shaft with operating ranges 540/540E and standard.





## WORKING EQUIPMENT

At the rear of the R Series TRX and TRG, everything is designed to improve operator comfort, thanks also to a number of key features:

- » New attachment and increased extension length for the top link
- » Adjustable lift arms
- » Centre work light
- » Hydraulic service couplers integrated in the mudguards
- » Folding licence plate holder (on versions with roll bar) for working under canopies
- » Hydraulic system with two load sensing pumps with independent circuits and heat exchanger





**DIFFERENTIAL LOCKS CONTROL**

The front and rear differential lock prevents slipping and optimizes traction. The front traction disengagement is useful when working on delicate grounds.



**ELECTRONIC LIFT CONTROL\***

Electronic position and draft control of the linkage with integrated maximum lifting height, rate of drop and damping control. Located in a control console including a lid that can be opened.



**HYDRAULIC VERTICAL LIFT ROD AND TOP-LINK\***

Hydraulic lift rod and top link to allow adjustment from the driving seat.



**HYDRAULIC SYSTEM**

Auxiliary rear hydraulic remotes with 2 double-acting (1 floating) and 1 single-acting distributors, plus 1 oil reflow with 6 rear hydraulic outlets + 2 double-acting with 4 electriccontrolled mini-outlets.

Electro-proportional\* hydraulic system controlled by joystick with double driver safety system and integrated control unit with user-adjustable settings - 12 rear quick couplings. External lifting control.

\*optional

## PLUS

- + **Practicality:** easy attachment of Pto driveshaft
- + **2-speed Pto:** optimum engine speed at all times
- + **Functionality:** smooth, gradual Pto engagement
- + **Durability:** protection of Pto shaft
- + **Comfort:** less stress for the operator



## DAMPING

The Damping system, which is fitted as standard equipment and, when activated, compensates for stresses transmitted from the mounted implements, thereby increasing comfort while protecting both driver and machine from possible harm.





# OPTIONAL



## FRONT LIFT

Used together with the bullbar and 1 double-acting distributor, it allows all the frontal equipment to be used.



## PTO

- Gearbox with PTO 540-1000 rpm
- Gearbox with PTO 540-540S rpm



## ELECTRONIC LIFTING

Electronic lifting at controlled position and effort with damping for road transfer.





**FABRIC GRAMMER SEAT**

Air suspension with load display  
- reclining backrest - lumbar support.



**PNEUMATIC SEAT**

Latest generation with air springs.



**HEADLIGHT GRILLES**

Protecting the light assemblies, they also make the bodywork look more appealing.



**BULLBAR**

Tubular steel guard protecting the bodywork; integrates the third-point for the front lift.



**FRONT BALLAST**

Perfectly integrated into the bodywork of the tractor; it does not alter the wheelbase or dimensions of the tractor.



**ADJUSTABLE BARS**

Rear 3-points linkage with adjustable bars and quick couplings.



**SLIDER HOOK**

Integrated into the rear lift, it gives the operator various options for the practical setting up of the tractor and the rapid alignment of the towed equipment.



**VERTICAL TIE-ROD AND HYDRAULIC THIRD-POINT**

Optimizes the positioning and inclination of the equipment.



**HYDRAULIC SUSPENSION**

Hydraulic suspension on the UNIFLEX rear powerlift.



**ACS (Air Clean System)**

Engine cooling fan with air flow reversal. Reduces the need for cleaning the front grille, ensuring more constant engine cooling.



**REAR CAST IRON WHEEL FLANGES**

Flanges that increase the weight of the tractor at the rear.



**QUICK RELEASE FLAT FACED COUPLINGS**

Easy engagement; no oil spillage and better cleaning.



**FRONT QUICK RELEASE COUPLINGS**

Front powerlift > 6 couplings replicated on the rear, of which 2 with double effect + 1 electronically adjustable continual delivery and 1 simple effect.



**HYDRAULIC SYSTEM**

Electro-proportional hydraulic system controlled by joystick with double driver safety system and integrated control unit with user-adjustable settings - 12 rear quick couplings. External lifting control.





# AIR CAB

**ROPS and FOPS homologated,  
pressurised and Category 4  
certified**

The AIR\* cab offers maximum level operative comfort and safety. The tractor and cab's volumetric profile is harmonious and streamlined in order to grant agility and ease of movement in tight spaces and dense vegetation. To guarantee a perfect working climate there is the efficient heating and ventilation system with an integrated air-conditioning system. It has excellent all round visibility thanks to the cab's many windows on all sides along with a porthole at the same height as the pedal board providing visibility over the ground. The internal illumination allows for the tractor to be used comfortably even at night with constant control over all the functions.

The finely tuned soundproofing and the uncoupling



of the cab from the tractor's main body guarantees minimum noise levels when being driven. The operator's living space provides great freedom of movement for the legs. The powerful external lights positioned on the roof, together with the headlights on the tractor's mudguards provide a great strip of light that illuminates the ground in the day and which also allows the operator to work in conditions of pitch black. The Air cab was designed to always be "pressurised" and on request it is possible to have it Cat. 4 certified which guarantees the perfect isolation of the operator from dust, gas and aerosols in full accordance with the European legislation "**UNI-EN 15695- CAT 4**".

\*optional



# ///AIR



## » DESIGN

Integrated with the driving seat, soundproofed and thermally isolated.

## » VISIBILITY

On all fronts thanks to the essential structure of the uprights, with curved windows.

## ERGONOMICS

- » The driving seat is ergonomic and comfortable with easy access; all the controls, positioned on the control tower of the reversible drive system, keep their drive setting even in reverse; the controls of the transmission are replicated on the armrest of the multipurpose proportional joystick JPM+(inverter; Cruise Control; speed ranges; Eco Mode Speed; suspension control, etc.).

## COMFORT CERTIFICATE


- » The heating and pressurisation system (Certification Cat.4: operator protection from dust, gas and aerosol) is controlled electronically with a display positioned on the cab's roof; FOPS and ROPS homologation.

## PRESSURISATION

- » Each purchaser can choose their optimal level of protection up to Category 4 (maximum level of operator isolation from harmful dust, gas and aerosols).

## RUNNING COSTS

- » The internal and external illumination system with led guarantees minimum energy consumption; up to 8 external work headlights\*.



\*optional

# JMC

JOYSTICK MULTI CONTROLLER





The JMC™ proportional joystick (optional) has been developed in accordance with innovative design criteria to improve ergonomics and flexibility and to provide a practical means of controlling the lift and front and rear hydraulic couplers. It also allows the operator to proportionally control the flow of oil to the hydraulic couplers and the lift, thereby ensuring total control of the speed and movement of implements, as well as the raising and lowering of the lift. The result is absolute working precision.

The flow control of the hydraulic coupler with continuous flow controls the operation and speed of the hydraulic motors.

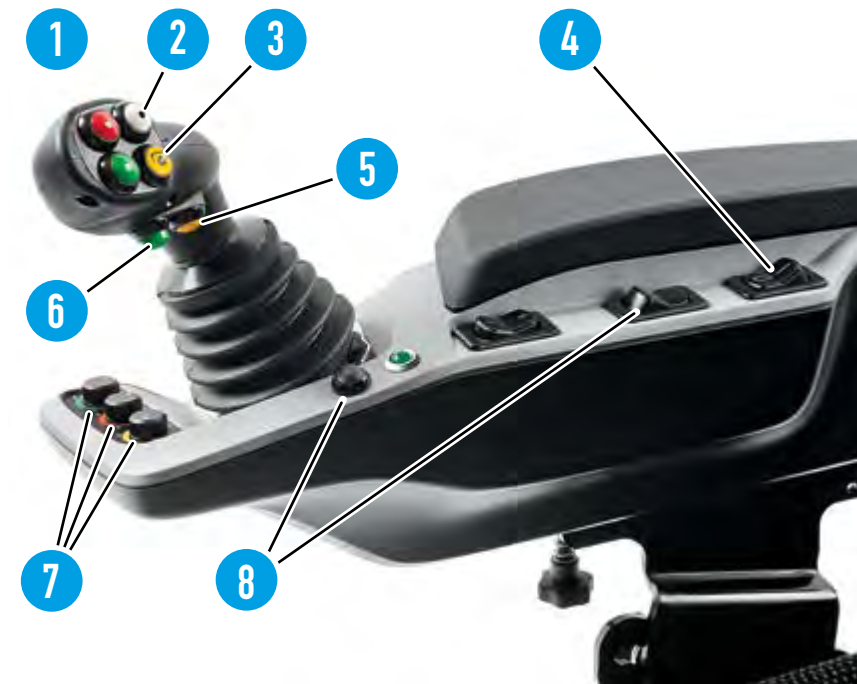
Thanks to the rate of drop control, you can set the maximum implement lowering speed without affecting the raising speed.

Flexibility to adapt to different types of application is guaranteed by the possibility to change the control functions assigned to the buttons.

So many different functions at your fingertips, and simple to use thanks to the colour-coded buttons.

### JMC buttons

- 1 Control joystick
- 2 Continuous flow activation
- 3 PTO activation/deactivation
- 4 Float position of 1 double-acting
- 5 Single-acting and electrical pulse
- 6 Lift float control
- 7 Hydraulic flow control
- 8 Activation and calibration of UNIFLEX hydraulic suspension\*



\*optional








# UNIFLEX® SUSPENSION

The Uniflex\* suspension with electronic control transfers part of the weight of the implement on the wheels. The reduced ground pressure has many benefits:

- » reduced soil compaction
- » less resistance for towing and pushing
- » more grip and stability
- » greater productivity
- » reduced fuel consumption
- » reduced oscillation during road transfer

UNIFLEX allows the implement to follow the contours of the ground, keeping the ground pressure constant, with consequent benefits for working speed and precision.





# TRANSMISSION:

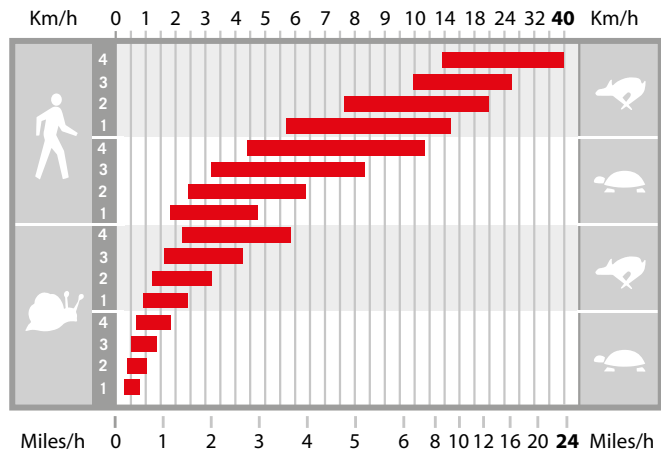
## sixteen synchronised ratios

The R series models are equipped with a gearbox with helical gears, with 16 forward ratios and 16 reverse, which can also be engaged when the tractor is moving, thanks to the synchronised shuttle. The very narrow difference between one gear ratio and the next translates into smooth, fluid driving in all operating conditions

The large diameter clutch, which affords reliable, smooth operation, requires no adjustment thanks to the hydraulic control system with wear compensation.

### PLUS

- + **Reliability:** long clutch life
- + **Efficiency:** wide range of ratios
- + **Comfort:** smooth engagement without jerking
- + **Savings:** reduced fuel consumption and operating costs



## e-Drive Transmission

The transmission with the e-Drive\* shuttle control on the steering wheel is especially practical in all those applications where frequent changes of direction are required, such as materials handling using the front fork or shovel attachments. Positioned on the left side of the dashboard, it is easy to operate, in combination with the clutch, without taking your hand off the wheel: this ensures easy changes of direction are performed in complete safety.



\*optional



# ENGINE:

## controlled power

The four-cylinder, 98 horsepower engine installed on the TRX/TRG combines reliability, top performance and fuel economy. Moreover, the engine is perfectly integrated with the transmission through a Can Bus connection, which allows a continuous exchange of information between the various electronic control units of the tractor. This means it is possible to optimise engine performance to obtain the best engine speed for the load.

Common Rail Turbo technology meets Stage 3B/ Tier 4 Interim standards as well Mother Regulation requirements, while maintaining the same low profile and volumetric size as the models of the previous series.



### PLUS

- + **Reliability:**  
*Quality of components*
- + **Performance:**  
*Maximum efficiency*
- + **Comfort:**  
*Minimum vibrations, noise, and emissions*
- + **Saving:**  
*Less maintenance costs*  
*Rapid amortisation*  
*Lower fuel consumption*



# TECHNICAL DATA: TRX 10900 R

|                                  |                                                                                                                                                                                                                                                                                                                                        |                                |
|----------------------------------|----------------------------------------------------------------------------------------------------------------------------------------------------------------------------------------------------------------------------------------------------------------------------------------------------------------------------------------|--------------------------------|
| <b>Chassis</b>                   | "ACTIO™" – Full chassis with oscillation • Reversibility RGS™ • Steering wheels<br>• 4 equal wheel drive • Front and rear final drive                                                                                                                                                                                                  |                                |
| <b>Engine Type</b>               | Diesel direct injection Common Rail with counter rotating weight system<br>Emissions Regulations: Stage 3B      N° Cylinders: 4 - 16 Valves • Turbo<br>Displacement (CC): 3769      Power kW/HP (97/68/CE): 72,1/98<br>Maximum engine revs: 2400      Torque max (Nm/revs): 330/1500<br>Cooling: Water      Tank Capacity (litres): 50 |                                |
| <b>Transmission</b>              | 32-speed synchronised gearbox: 16 forward + 16 reverse gears with synchronised shuttle                                                                                                                                                                                                                                                 |                                |
| <b>PTO</b>                       | Rear, independent 540/540E rpm, synchronised in all gears<br>Oil-immersed multiplate clutch with progressive electro-hydraulic engagement                                                                                                                                                                                              |                                |
| <b>Shaft</b>                     | Profile 1" 3/8 with 6 splines with facilitated engagement                                                                                                                                                                                                                                                                              |                                |
| <b>Transmission clutch</b>       | Hydraulic control                                                                                                                                                                                                                                                                                                                      |                                |
| <b>Drive disengagement</b>       | Electrohydraulic control on the front                                                                                                                                                                                                                                                                                                  |                                |
| <b>Hydraulic system</b>          | 2 double-acting remote valves including 1 float + oil return<br>2 pumps with independent circuits                                                                                                                                                                                                                                      |                                |
| <b>Rear power lift</b>           | Draft and position control with 3 point hitch<br>Damping function for road transfer<br>Lifting arms with quick release couplings Cat. 2<br>Height adjustable rear towing device "EEC" type - Front towing device<br>Operating Pressure (bar): 160<br>Lifting capacity (Kg): 2400                                                       |                                |
| <b>Steering</b>                  | Hydraulic steering wheel with through-rod cylinder                                                                                                                                                                                                                                                                                     |                                |
| <b>Brakes</b>                    | Hydraulic front/rear oil bath disc brakes; independent hydraulic rear steering brakes<br>Automatic emergency and parking oil bath brakes on transmission                                                                                                                                                                               |                                |
| <b>Platform</b>                  | Suspended on Silent Block                                                                                                                                                                                                                                                                                                              |                                |
| <b>Weight in order of speed:</b> | With roll bar (Kg): 2130 ÷ 2230                                                                                                                                                                                                                                                                                                        | With AIR cab (Kg): 2320 ÷ 2420 |

## STANDARD FEATURES

- Reversible driving position with servo-assisted reversibility
- Rear or front/rear differential lock with electrohydraulic control
- Suspended controls
- Adjustable steering wheel with reverser embedded
- Adjustable, suspension seat with safety belt with automatic retractors
- Forward foldable front safety roll bar with facilitator
- Adjustable wheel rims
- Digital multifunctional dashboard with display and diagnostic function
- Engine rpm control with double memory (Cruise control)
- Battery
- Battery isolation switch
- Electrical power point
- Start inhibit switch on shuttle reverser, PTO selector and seat
- Adjustable rear work spotlight

## OPTIONAL

- "AIR" cab FOPS and ROPS- certified cab
- Soundproof platform with thermal insulation
- Roof with rear skylight
- 2 rear and 2 front work LED spotlights
- Air conditioning system with cooler and heat exchanger and inner air re-circulation
- Additional front/rear working LED lights
- Suitable for category 4

- E-DRIVE transmission with shuttle control on steering wheel and electro-hydraulic range shift
- Hydraulic power lift with electronic draft and position control
- Hydraulic power lift with damping
- Support with six front ballast weights
- Hydraulic third hitch and vertical tie-rod
- Front power lift
- Gearbox with PTO 540-1000 rpm
- Gearbox with PTO 540-540S rpm
- Hydraulic system with hydraulic pump up to 51 liters/min
- Electro-proportional hydraulic system controlled by joystick with double driver safety system and integrated control unit with user-adjustable settings
- 11 rear quick couplings
- UNIFLEX hydraulic suspension on the rear power lift with control and settings on display
- Adjustable lifting arms with quick release couplings
- Pneumatic seat
- Slider tow hitch
- Pair of front/rear ballasts
- Cast iron wheel flanges for 20" rear wheels
- Front bullbar
- Front lamp guards
- ACS fan with reversible air flow to clean the radiator
- Hydraulic brake for trailer



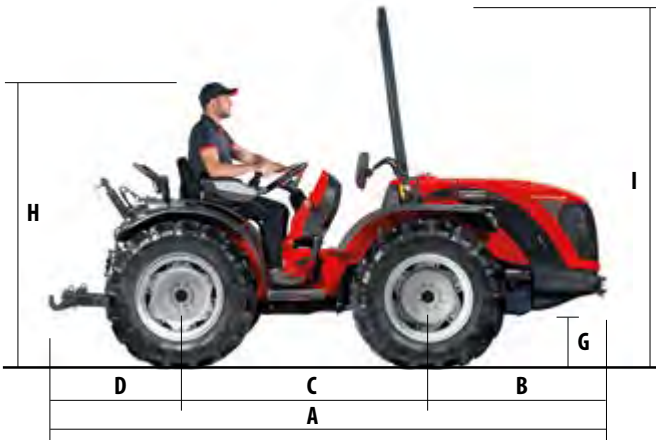
# DIMENSIONS: TRX 10900 R



|   | 250/80 R18 | 280/70 R18 | 280/85 R20 | 300/70 R20 | 320/70 R20 | 300/80-15.3 | 320/65 R18 | 340/65 R18 |
|---|------------|------------|------------|------------|------------|-------------|------------|------------|
| E | 250        | 280        | 280        | 300        | 320        | 300         | 320        | 340        |



|   | 400/55-17.5 Terra Twin | 31x15.50-15 Terra | 36x13.50-15 Multitrac | 440/50 R17 All Ground | 425/55 R17 AC 70 G | 450/55 R17 |
|---|------------------------|-------------------|-----------------------|-----------------------|--------------------|------------|
| E | 400                    | 395               | 380                   | 440                   | 425                | 450        |



## Wheels

## Dimensions (mm)

| Front/Rear                    | A         | B    | C    | D       | F    | G   | H**  | I    | L*   | M    | N*   | O    |
|-------------------------------|-----------|------|------|---------|------|-----|------|------|------|------|------|------|
| <b>250/80-18</b>              | 3515÷3805 | 1225 | 1595 | 695÷985 | 2180 | 275 | 1802 | 2345 | 1380 | 1130 | 1350 | 1100 |
| <b>280/70 R18</b>             | 3515÷3805 | 1225 | 1595 | 695÷985 | 2180 | 275 | 1802 | 2345 | 1420 | 1140 | 1410 | 1130 |
| <b>280/85 R20</b>             | 3515÷3805 | 1225 | 1595 | 695÷985 | 2240 | 335 | 1845 | 2400 | 1410 | 1130 | 1435 | 1155 |
| <b>300/70 R20</b>             | 3515÷3805 | 1225 | 1595 | 695÷985 | 2215 | 310 | 1837 | 2380 | 1410 | 1115 | 1410 | 1115 |
| <b>320/70 R20</b>             | 3515÷3805 | 1225 | 1595 | 695÷985 | 2240 | 335 | 1857 | 2405 | 1460 | 1140 | 1435 | 1115 |
| <b>300/80-15.3</b>            | 3515÷3805 | 1225 | 1595 | 695÷985 | 2180 | 275 | 1802 | 2345 | 1470 | 1170 | 1440 | 1140 |
| <b>320/65 R18</b>             | 3515÷3805 | 1225 | 1595 | 695÷985 | 2180 | 275 | 1802 | 2345 | 1460 | 1140 | 1450 | 1130 |
| <b>340/65 R18</b>             | 3515÷3805 | 1225 | 1595 | 695÷985 | 2190 | 285 | 1802 | 2365 | 1485 | 1140 | 1475 | 1130 |
| <b>400/55-17.5 Terra Twin</b> | 3515÷3805 | 1225 | 1595 | 695÷985 | 2165 | 275 | 1792 | 2330 | 1690 | 1290 | 1690 | 1290 |
| <b>31x15.50-15 Terra</b>      | 3515÷3805 | 1225 | 1595 | 695÷985 | 2145 | 240 | 1757 | 2310 | 1690 | 1295 | 1690 | 1295 |
| <b>36x13.50-15 Multitrac</b>  | 3515÷3805 | 1225 | 1595 | 695÷985 | 2170 | 265 | 1792 | 2335 | 1645 | 1265 | 1645 | 1265 |
| <b>440/50 R17 All Ground</b>  | 3515÷3805 | 1225 | 1595 | 695÷985 | 2180 | 275 | 1802 | 2345 | 1820 | 1390 | 1820 | 1390 |
| <b>425/55 R17 AC 70 G</b>     | 3515÷3805 | 1225 | 1595 | 695÷985 | 2190 | 285 | 1802 | 2355 | 1815 | 1390 | 1815 | 1390 |
| <b>450/55 R17</b>             | 3515÷3805 | 1225 | 1595 | 695÷985 | 2275 | 290 | 1805 | 2360 | 1760 | 1310 | 1760 | 1310 |

\*\*Min. external width

\*\*Height calculated with the operator of average height sitting (cm 175)

# TECHNICAL DATA: TRG 10900 R

|                                  |                                                                                                                                                                                                                                                                                                                                        |                                |
|----------------------------------|----------------------------------------------------------------------------------------------------------------------------------------------------------------------------------------------------------------------------------------------------------------------------------------------------------------------------------------|--------------------------------|
| <b>Chassis</b>                   | "ACTIO™" – Full chassis with oscillation • Reversibility RGS™ • Steering wheels<br>• 4 unequal wheel drive • Front and rear final drive                                                                                                                                                                                                |                                |
| <b>Engine Type</b>               | Diesel direct injection Common Rail with counter rotating weight system<br>Emissions Regulations: Stage 3B      N° Cylinders: 4 - 16 Valves • Turbo<br>Displacement (CC): 3769      Power kW/HP (97/68/CE): 72,1/98<br>Maximum engine revs: 2400      Torque max (Nm/revs): 330/1500<br>Cooling: Water      Tank Capacity (litres): 50 |                                |
| <b>Transmission</b>              | 32-speed synchronised gearbox: 16 forward + 16 reverse gears with synchronised shuttle                                                                                                                                                                                                                                                 |                                |
| <b>PTO</b>                       | Rear, independent 540/540E rpm, synchronised in all gears<br>Oil-immersed multiplate clutch with progressive electro-hydraulic engagement                                                                                                                                                                                              |                                |
| <b>Shaft</b>                     | Profile 1" 3/8 with 6 splines with facilitated engagement                                                                                                                                                                                                                                                                              |                                |
| <b>Transmission clutch</b>       | Hydraulic control                                                                                                                                                                                                                                                                                                                      |                                |
| <b>Drive disengagement</b>       | Electrohydraulic control on the front                                                                                                                                                                                                                                                                                                  |                                |
| <b>Hydraulic system</b>          | 2 double-acting remote valves including 1 float + oil return<br>2 pumps with independent circuits                                                                                                                                                                                                                                      |                                |
| <b>Rear power lift</b>           | Draft and position control with 3 point hitch<br>Damping function for road transfer<br>Lifting arms with quick release couplings Cat. 2<br>Height adjustable rear towing device "EEC" type - Front towing device<br>Operating Pressure (bar): 160<br>Lifting capacity (Kg): 2400                                                       |                                |
| <b>Steering</b>                  | Hydraulic steering wheel with through-rod cylinder                                                                                                                                                                                                                                                                                     |                                |
| <b>Brakes</b>                    | Hydraulic front/rear oil bath disc brakes; independent hydraulic rear steering brakes<br>Automatic emergency and parking oil bath brakes on transmission                                                                                                                                                                               |                                |
| <b>Platform</b>                  | Suspended on Silent Block                                                                                                                                                                                                                                                                                                              |                                |
| <b>Weight in order of speed:</b> | With roll bar (Kg): 2225 ÷ 2405                                                                                                                                                                                                                                                                                                        | With AIR cab (Kg): 2415 ÷ 2595 |

## STANDARD FEATURES

- Reversible driving position with servo-assisted reversibility
- Rear or front/rear differential lock with electrohydraulic control
- Suspended controls
- Adjustable steering wheel with reverser embedded
- Adjustable, suspension seat with safety belt with automatic retractors
- Forward foldable front safety roll bar with facilitator
- Adjustable wheel rims
- Digital multifunctional dashboard with display and diagnostic function
- Engine rpm control with double memory (Cruise control)
- Battery
- Battery isolation switch
- Electrical power point
- Start inhibit switch on shuttle reverser, PTO selector and seat
- Adjustable rear work spotlight

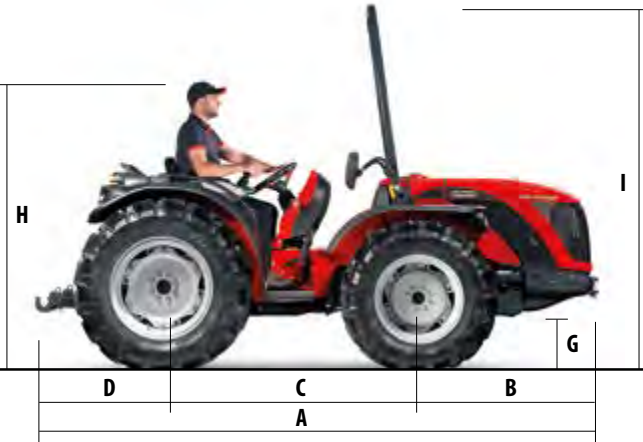
## OPTIONAL

- "AIR" cab FOPS and ROPS- certified cab
- Soundproof platform with thermal insulation
- Roof with rear skylight
- 2 rear and 2 front work LED spotlights
- Air conditioning system with cooler and heat exchanger and inner air re-circulation
- Additional front/rear working LED lights
- Suitable for category 4

- E-DRIVE transmission with shuttle control on steering wheel and electro-hydraulic range shift
- Hydraulic power lift with electronic draft and position control
- Hydraulic power lift with damping
- Support with six front ballast weights
- Hydraulic third hitch and vertical tie-rod
- Front power lift
- Gearbox with PTO 540-1000 rpm
- Gearbox with PTO 540-540S rpm
- Hydraulic system with hydraulic pump up to 51 liters/min
- Electro-proportional hydraulic system controlled by joystick with double driver safety system and integrated control unit with user-adjustable settings
- 11 rear quick couplings
- UNIFLEX hydraulic suspension on the rear power lift with control and settings on display
- Adjustable lifting arms with quick release couplings
- Pneumatic seat
- Slider tow hitch
- Pair of front/rear ballasts
- Cast iron wheel flanges for 20" and 24" rear wheels
- Front bullbar
- Front lamp guards
- ACS fan with reversible air flow to clean the radiator
- Hydraulic brake for trailer



# DIMENSIONS: TRG 10900 R



|                     |                   |                   |                    |                   |
|---------------------|-------------------|-------------------|--------------------|-------------------|
| <b>Front wheels</b> | <b>280/85 R20</b> | <b>320/70 R20</b> | <b>300/80-15.3</b> | <b>320/70 R20</b> |
| <b>L</b>            | 275               | 320               | 300                | 320               |



|                    |                   |                   |                   |                   |
|--------------------|-------------------|-------------------|-------------------|-------------------|
| <b>Rear wheels</b> | <b>320/85 R24</b> | <b>360/70 R24</b> | <b>360/70 R20</b> | <b>420/65 R24</b> |
| <b>L</b>           | 320               | 360               | 360               | 420               |

| Wheels             |                   | Dimensions (mm) |      |      |         |      |     |      |      |      |      |      |      |
|--------------------|-------------------|-----------------|------|------|---------|------|-----|------|------|------|------|------|------|
| Front              | Rear              | A               | B    | C    | D       | F    | G   | H**  | I    | L*   | M    | N*   | O    |
| <b>280/85 R20</b>  | <b>320/85 R24</b> | 3660÷3825       | 1260 | 1620 | 780÷945 | 2390 | 430 | 1930 | 2485 | 1395 | 1075 | 1390 | 1070 |
| <b>320/70 R20</b>  | <b>360/70 R24</b> | 3660÷3825       | 1260 | 1620 | 780÷945 | 2390 | 430 | 1930 | 2485 | 1460 | 1100 | 1475 | 1115 |
| <b>300/80-15.3</b> | <b>360/70 R20</b> | 3660÷3825       | 1260 | 1620 | 780÷945 | 2335 | 375 | 1875 | 2430 | 1470 | 1110 | 1485 | 1125 |
| <b>320/70 R20</b>  | <b>420/65 R24</b> | 3660÷3825       | 1260 | 1620 | 780÷945 | 2390 | 430 | 1930 | 2485 | 1495 | 1075 | 1535 | 1115 |

\*Min. external width

\*\*Height calculated with the operator of average height sitting (cm 175)

# SAT:

## Customer Service Team



### ANTONIO CARRARO® ORIGINAL SPARE PARTS AND ASSISTANCE

The AC dealer network utilizes modern equipment and instruments that have been especially designed and built for maintenance work on AC tractors. The technicians at every authorised dealership periodically attend technical training courses at the Parent Company's facilities. Each authorised workshop employs highly qualified staff and provides an extensive range of services in order to offer its Customers maximum peace of mind and total protection. AC dealers can give their Customers information on all the services related to the care of AC tractors.

### AFTER-SALES SERVICE

Thanks to the capillary network of dealers and the competence of the Service Managers, the Parent Company can assure all-around skills. With the right maintenance work, every AC tractor will continue to provide excellent performance throughout its operating lifetime.

### ORIGINAL ANTONIO CARRARO SPARE PARTS

Original Antonio Carraro Spare Parts is a registered trademark. The elevated standards of design and the stringent tests carried out during the entire production process assure maximum quality levels. With Original AC Spare Parts, Customers can be certain of maintaining tractor performance unaltered over time, thus preserving the safety and the value of the tractor.



### XG MAXIMUM PROTECTION: 4 years without worries!

As a proof of its reliability, Antonio Carraro offers, in addition to its two-year standard warranty, an extension of warranty coverage up to three or four years, called **EXG Maximum Protection**. At the time of purchase or within the first 24 months of the tractor's life (during which all scheduled maintenance services must be performed as recommended in the AC Use and Maintenance Manual), Customers may apply for either a three- or four-year extended warranty, according to their needs. Whatever coverage they choose, Customers are recommended to have all

service performed at any of the **authorised locations of our global dealer network**, where repairs will be carried out by highly qualified personnel using only **AC Original Spare Parts**. In case of sale of the tractor, the warranty coverage may be transferred to the new owner.







**ANTONIOCARRARO.COM**

**ANTONIO CARRARO SPA**  
**Via Caltana, 24**  
**35011 Campodarsego Padova ITALY**  
**info@antoniocarraro.it**

**DEALER:**

